

INDOOR/OUTDOOR LIFT

Affordable Access

TRUS  LIFT



RESIDENTIAL




Office:
828-264-4085

Website:
www.medaccessinc.com

Making Life Easier.....

With its compact size and simple installation, the Trus-T-Lift's legacy of affordable mobility spans over 25 years.

Engineered for both indoor and outdoor spaces, the Trus-T-Lift is an intuitive wheelchair lift for vertical rises up to 14ft. Oversized Soft Touch Controls offer riders total independence, even with limited dexterity.



The Trus-T-Lift's durable design employs a non-slip metal platform and high-sided safety enclosures to make safety a priority year-round. And with its proprietary drive system, the Trus-T-Lift is quiet, reliable and weather-resistant. Even in the most extreme conditions – like coastal and flood-prone areas and extreme heat and cold – the Trus-T-Lift keeps riders moving with confidence.

For comfortable travel in between floors or access to garages, porches, or decks, RAM conquers limitations so you can too. Our most impactful and most economical design yet was built to enhance living.

Office:

828-264-4085

Website:

www.medaccessinc.com

THE HIGHLIGHTS

IDEAL FOR:



Private
Residence



Indoor
Use



Outdoor
Use



Wheelchairs

LIFTING CAPACITY:

750 LBS

TRAVEL SPEED:

8 FT/MIN

TRAVEL DISTANCE:

UP TO 14 FT

ENTRANCE/EXIT POINTS:

**In-out same side, straight
through, adjacent**

MAX PLATFORM SIZE:

W42" x L60"

(18 square feet)

CUSTOMIZATION:

**custom colours, trim, handrail,
push button and entrance
safety devices are available.
Trus-T-Lifts can also be
custom built to accommodate
three-steps and/or atypical
platform sizes to best meet
your unique needs.**



Office:

828-264-4085

Website:

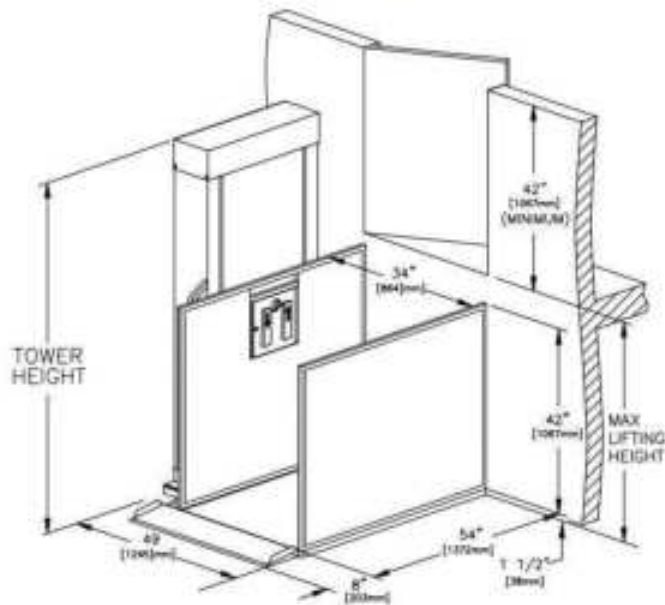
www.medaccessinc.com

Sizing

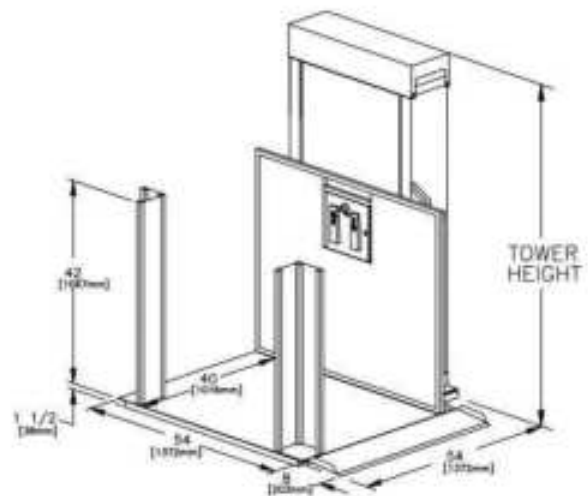
	Platform Size	Total Footprint (with tower)	Tower Heights	
			Lifting Height	Tower Height
Straight Through Access	W34" x L54"	W49" x L54"	28"	50.5"
			52"	74.5"
			72"	94.5"
Adjacent Access	W40" x L54"	W54" x L54"	96"	120.5"
			120"	144.5"
			144"	168.5"
			168"	192.5"

*Custom platform sizes available upon request.

Straight Through Access



Adjacent Access



Office:
828-264-4085
 Website:
www.medaccessinc.com

KEY FEATURES

Zero-Load Start Design

RAM's patented zero-load-start design allows the motor reach full speed before lifting the load. This unique feature allows for full functionality during extreme weather and extends the life of all power & drive components.

Soft Touch Paddle

The patented RAM Soft Touch Paddle controls are oversized and responsive, allowing users to get moving with ease.

Total Customization

Customize your Trus-T-Lift's colours, trim, doors/gate, handrails and more. The lift can also be modified to accommodate three-stops and atypical platform sizes.

Easy to Install

The Trus-T-Lift comes with easy to manoeuvre components that can be assembled quickly with minimum site preparation.

All-Electric Drive System **RA**

RAM's field-proven electric drive system is reliable, powerful and whisper-quiet.

Plus, no hydraulic fluid = no harsh smells.

RA = RAM Advantage, an essential feature found in all of our products.



Office:
828-264-4085

Website:
www.medaccessinc.com



Installation Considerations

Important things to consider for the installation location:

- Power availability – 15amp, 110V dedicated circuit no more than 8 feet away
- Mounting to a wall – especially for lifts with travel greater than 52in
- For exterior installations a secure footing – typically a concrete pad 5ft x 5ft

Superior Reliability


Three tiers of emergency auxiliary power are available for every RAM product:

1. Emergency manual crank (Standard)
2. Battery backup lowering will run the motor in the down direction during a power outage (Optional)
3. Full battery 40-cycle backup that will run the motor with full load for 40 cycles during a power outage (Optional)

Code Relevance

Designed to meet ASME A18.1, CSA B613 and CSA B355 safety standards when properly equipped.

While RAM VPLs meet national standards, it is imperative to check State/Provincial and Local code requirements before installing to ensure compliance. All State/ Provincial and Local compliance is the responsibility of the purchaser. Some states may require fees for site preparation and permits.



Office:

828-264-4085

Website:

www.medaccessinc.com